



Department
of Health

Female Genital Mutilation Risk and Safeguarding

Guidance for professionals

May 2016

Title: Female Genital Mutilation Risk and Safeguarding; Guidance for professionals
Author: Social Care, Local Government and Care Partnerships/Children, Families and Communities/ Maternity and Starting well/24839
Document purpose: Guidance
Publication date: May 2016
Target audience: Healthcare professionals, local safeguarding children board members, named safeguarding leads, designated safeguarding professionals, commissioning professionals, all other professionals involved in child protection and responsible for ensuring healthcare services have appropriate safeguarding arrangements
Contact details: FGM Prevention Programme Room 311, Richmond House, 79 Whitehall London SW1A 2NS FGM@dh.gsi.gov.uk
You may re-use the text of this document (not including logos) free of charge in any format or medium, under the terms of the Open Government Licence. To view this licence, visit http://www.nationalarchives.gov.uk/doc/open-government-licence/ © Crown copyright Published to gov.uk, in PDF format only. www.gov.uk/dh




Department
of Health

Female Genital Mutilation Risk and Safeguarding


Guidance for professionals

Prepared by FGM Prevention programme team, Department of Health



Contents

Chapter 1. Safeguarding against FGM	1
Chapter 2. Existing Guidance and legislative framework	5
Chapter 3. Methodology	9
Chapter 4. How to use this document	11
Chapter 5. Future work	17
Annex 1. Female Genital Mutilation (FGM) Safeguarding Risk Assessment Guidance	19
Annex 2. Contributors	31



Chapter 1. Safeguarding against FGM

Safeguarding against FGM

FGM is not an issue that can be decided on by personal preference – it is an illegal, extremely harmful practice and a form of child abuse and violence against women and girls.

Each NHS organisation will have local safeguarding protocols and procedures for helping children and young people who are at risk of or facing abuse. These should include multi-agency policies and procedures, consistent with those developed by their Local Safeguarding Children Board. If organisations have not already done so, these should be reviewed to include handling cases where FGM is alleged or known about or where there is a potential risk of FGM identified. These policies and procedures should consider the characteristics around FGM, ensuring that the response to FGM includes the sharing of information with multi-agency partners throughout the girl's childhood, and that if, or when, the risk facing the girl changes (which may mean it escalates or even becomes less immediate), this is identified and consideration is given as to whether or not a change in subsequent safeguarding actions are required. It must always be remembered that fears of being branded 'racist' or 'discriminatory' must never weaken the protection that professionals are obliged to provide to protect vulnerable girls and women.

As FGM is a form of child abuse, professionals have a statutory obligation under national safeguarding protocols (e.g. Working Together to Safeguard Children 2015) to protect girls and women at risk of FGM. Since October 2015 registered professionals in health, social care and teaching also have a statutory duty (known as the Mandatory Reporting duty) to report cases of FGM to the police non-emergency number 101 in cases where a girl under 18 either discloses that she has had FGM or the professional observes physical signs of FGM.¹

One specific consideration when putting in place safeguarding measures against FGM is that the potential risk to a girl born in the UK can usually be identified at birth, because through the antenatal care and delivery of the child, NHS professionals can and should have identified that the mother has had FGM. However, FGM can be carried out at any age throughout childhood, meaning that identifying FGM at birth can have the consequence that any safeguarding measures adopted may have to be in place for more than 15 years over the course of the girl's childhood. This is a significantly different timescale and profile compared with many of the other forms of harm against which the safeguarding framework provides protection. This difference in approach should be recognised when putting in place policies and procedures to protect against FGM.

¹ <https://www.gov.uk/government/publications/fgm-mandatory-reporting-in-healthcare>

This guidance has been developed to provide information about the specific issues frequently encountered when dealing with FGM. In addition, it provides a framework which organisations may wish to adopt to support professionals in the ongoing consideration of risks pertaining to FGM.

Once concerns have been raised about FGM, there should also be a consideration of potential risk to other girls in the family and practicing community. Professionals should be alert to the fact that any one of the girl children amongst these groups could be identified as being at risk of FGM and may need to be safeguarded from harm.

Information sharing in relation to FGM

Given the need to potentially safeguard over a number of years, it is appropriate to recognise here that there are a number of different responses to safeguard against FGM, and appropriate courses of action should be decided on a case by case basis, with expert input from all agencies involved. Sharing information in line with agreed policies and procedures is critical to safeguarding effectively. This is often sharing information to support safeguarding across organisational boundaries.

All local organisations should make sure their safeguarding policies and procedures take into account three nationally developed arrangements in relation to sharing information:

1. The FGM Mandatory reporting duty (see Chapter 2) to report when a girl under 18 discloses she has FGM, or when the professional sees this: report is to be made to the police via the 101 non-emergency number;
2. The Risk Indicator System (FGM RIS) should be part of wider safeguarding processes. This system displays an indicator on a child's Summary Care Record application (SCRa) following a risk assessment by a healthcare professional (see Chapter 5);
3. SCCI2026: FGM Enhanced Dataset² – this information standard details how acute and mental health trusts and GP practices are required to collate and submit information to the Health and Social Care Information Centre (HSCIC), but also sets standards around information sharing about FGM and sharing between different professions and sectors to support safeguarding (see Chapter 2).

Whilst there is little information known about the number of active safeguarding cases in relation to FGM in England, discussions with key stakeholders support the view that each safeguarding response should be put in place taking into consideration the individual circumstances, and that appropriate and high quality responses can widely vary when looking at what action is taken.

The importance of sharing information between practitioners and between agencies in relation to girls potentially at risk of FGM, and in relation to discussions held with family members around safeguarding, must not be under-estimated; this information is vital to all agencies involved, to inform decisions on what the best course of action is to protect anyone at risk of FGM.

² <http://www.hscic.gov.uk/isce/publication/scci2026>

Multi-agency approach to safeguarding and when to refer

Working across agencies is essential to effective safeguarding efforts. This is referenced throughout the HM Government Multi-Agency Statutory Guidance on FGM and should be a central consideration whenever safeguarding girls from FGM.

Given the introduction of mandatory data recording and collection in the NHS (i.e. the collection and submission of data in respect of the FGM Enhanced Dataset), and the mandatory reporting duty (requiring reports to be made to the police all cases of FGM identified in patients under 18 years of age) there has been some confusion around when referrals should be made to Children's Social Services, and the national policy on this. The sections below give some guidance regarding this.

Children and vulnerable adults

If any child (under 18) discloses to a regulated professional that they have *had* FGM, or if a professional observes that she has had FGM, they must report to the police, using the 101 non-emergency number.

If a vulnerable adult is identified as having had or being at risk of FGM, this should be responded to within the existing safeguarding processes to protect vulnerable adults.

If an adult discloses to you that a child has had FGM, this is a report of child abuse. You should follow local safeguarding processes, which would normally mean referring to the police and/or social services. This is because a crime has been committed and a child has suffered physical (and potentially other) abuse.

After all referrals to either the police or social services, the multi-agency safeguarding response would usually include a referral to a specialist service, to confirm the girl has had FGM. There is a standard published giving detail of what this specialist service must consist.³

If you suspect a child (or vulnerable adult) may have FGM or is at serious or imminent risk of FGM having considered their family history or other relevant factors, you should act in accordance with your local safeguarding procedures, which would normally be a referral, as is the procedure with all other instances of child abuse. This referral is initially often to the local Children's Services or the Multi-Agency Safeguarding Hub, though other arrangements may be in place locally.

Additionally, when a patient is identified as being at risk of FGM, this information must be shared with the GP and health visitor as part of safeguarding actions. In the case of a girl under 18 the FGM RIS on the SCRa should also be set which will alert other healthcare professionals to the risk of FGM.

If you identify that a child (or vulnerable adult) has a family history or details which mean she may be at risk of FGM, but you do not have information to suggest that the risk is imminent or you would not describe it as serious, you should follow your local safeguarding procedures. Such local procedures would often involve a discussion with your local safeguarding lead, sharing information between professionals, sectors and agencies appropriately and considering early intervention options with colleagues from social care.

³ www.gov.uk/government/publications/fgm-mandatory-reporting-in-healthcare

Adults

There is *no* requirement for automatic referral of adult women with FGM to adult social services or the police. Healthcare professionals should be aware that any disclosure may be the first time that a woman has ever discussed her FGM with anyone. Referral to the police must not be introduced as an automatic response when identifying adult women with FGM, and each case must continue to be individually assessed. The healthcare professional should seek to support women by offering referral to community groups who can provide support, and for possible clinical intervention or other services as appropriate, for example through an NHS FGM clinic. The wishes of the woman must be respected at all times.

Adult children

If a woman discloses she has adult daughter(s) over 18 who have *already* undergone FGM, even if the daughter does not want to take her case to the police, it is likely to be important to establish when and where this took place. This should lead to enquiries about other daughters, cousins or girls in the wider family context. If a decision has been taken within the family not to carry out FGM on a UK-born female child, this can allow for a useful conversation to ascertain whether this was as a result of a change in attitude, a fear of prosecution, or due to a lack of opportunity or other motivations. This is a complex area and many women have greater influence in decision making with regards to FGM when they are outside their country of origin, and may therefore elect to discontinue FGM practice. Again, all information should be recorded and shared with the appropriate multi-agency partners.

As already highlighted, there has been little research in outcomes of safeguarding against FGM within the UK or similar health systems. However, there are multiple accounts that women who have ongoing physical and/or psychological problems, and who recognise that these are a result of FGM, are less likely to support or carry out FGM on their own children. This is also reported in women who are involved or highly supportive of FGM advocacy work and eradication programmes. However, any woman may still be under pressure from her husband, partner or other family members to allow or arrange for her daughter to be cut. Wider family engagement and discussions with both parents and potentially wider family members may be appropriate.

Chapter 2. Existing Guidance and legislative framework

The status of this document

This document provides practice guidance and is designed to provide an example which can be used to implement day-to-day frontline processes; it is not a substitute for existing multi-agency practice guidelines or statutory guidance.

Multi-agency Statutory Guidance on Female Genital Mutilation

In 2016, the government launched statutory multi-agency guidance on FGM.⁴ The guidance aims to provide information on FGM, to provide strategic guidance on FGM and to provide advice and support to front-line professionals.

No single agency can adequately meet the multiple needs of someone affected by FGM. This guidance encourages agencies to cooperate and work together to protect and support those at risk of, or who have undergone, FGM.

The guidance provides information on:

- Identifying when a girl (including an unborn girl) or young woman may be at risk of FGM and responding appropriately to protect them.
- Identifying when a girl or young woman has had FGM and responding appropriately to support them, and
- Measures that can be implemented to prevent and ultimately help end the practice of FGM.

The guidelines make clear that FGM is child abuse and a form of violence against women and girls, and therefore should be dealt with as part of existing child and adult safeguarding/ protection structures, policies and procedures.

Working together to safeguard children

The Department for Education published statutory guidance in 2013 (updated in March 2015) titled *Working together to safeguard children*.⁵

⁴ www.gov.uk/government/publications/multi-agency-statutory-guidance-on-female-genital-mutilation

⁵ www.workingtogetheronline.co.uk

This guidance covers:

- the legislative requirements and expectations on individual local authority and school services to safeguard and promote the welfare of children; and
- a clear framework for Local Safeguarding Children Boards (LSCBs) to monitor the effectiveness of local services.

The guidance replaces Working Together to Safeguard Children (2010); The Framework for the Assessment of Children in Need and their Families (2000); and statutory guidance on making arrangements to safeguard and promote the welfare of children under section 11 of the Children Act 2004 (2007). Links to relevant supplementary guidance that professionals should consider alongside this guidance can be found at Appendix C.

This statutory guidance should be read and followed by a range of professionals including those working in health services. Whilst the guidance does not make specific provision for safeguarding activities relating to FGM, it sets out requirements around information sharing which are needed to effectively safeguard against FGM and all forms of child abuse.

Female Genital Mutilation Act 2003 and amendments brought through the Serious Crime Act 2015

In England, Wales and Northern Ireland, FGM is illegal under the Female Genital Mutilation Act 2003⁶ (this offence captures mutilation of a female's labia majora, labia minora or clitoris), and in Scotland it is illegal under the Prohibition of Female Genital Mutilation (Scotland) Act 2005.

Under the 2003 Act, a person is guilty of an offence if they excise, infibulate or otherwise mutilate the whole or any part of a girl's or woman's labia majora, labia minora or clitoris, except for necessary operations performed by a registered medical practitioner on physical and mental health grounds; or an operation performed by a registered medical practitioner or midwife (or a person undergoing training with a view to becoming a medical practitioner or midwife) on a woman who is in labour or has just given birth, for purposes connected with the labour or birth (these exceptions are set out in section 1(2) and (3) of the Act).

The Serious Crime Act 2015 strengthened the legislative framework around tackling FGM.

Mandatory reporting duty

One of the new measures introduced through Section 5B of the 2003 Act requires regulated health and social care professionals and teachers in England and Wales to report 'known' cases of FGM in under 18s which they identify in the course of their professional work to the police (the mandatory reporting duty). However, healthcare professionals are not expected to investigate or make decisions upon whether a case of FGM was a crime or not, under the legislation. All cases should be dealt with under existing safeguarding frameworks, which for children under 18 who have undergone FGM would mean a referral to Children's Social Care and the police.

Health professionals and organisations can access a range of support materials, including 2-page process guide. These can be found at www.gov.uk/dh/fgm.

⁶ www.legislation.gov.uk/ukpga/2003/31/contents


Other measures

Other measures were introduced through the Serious Crime Act 2015. This now includes:

- An offence of failing to protect a girl from the risk of FGM;
- Extra-territorial jurisdiction over offences of FGM committed abroad by UK nationals and those habitually (as well as permanently) resident in the UK;
- Lifelong anonymity for victims of FGM;
- FGM Protection Orders which can be used to protect girls at risk.

For further information on these measures, see the FGM statutory guidance.⁷

⁷ www.gov.uk/government/publications/multi-agency-statutory-guidance-on-female-genital-mutilation



Chapter 3. Methodology

Existing risk assessment frameworks/tools

During October and November 2014, the FGM Prevention programme team identified and collected a number of existing FGM risk assessment frameworks in use across NHS services.

The content of these ranged significantly.

The team reviewed the documents and compiled a single draft framework which aimed to capture all potential risk from the frameworks reviewed, removing duplicated risk factors and challenging whether each individual element could provide information pertinent to the ongoing assessment of risk/potential risk.

Patient pathway analysis

The team identified standard care pathways where risk or potential risk of FGM was likely to be or could be identified. The assumption was that clinicians were aware of the risk factors and signs of which to be aware, and therefore were able to identify the opportunities to consider risk of FGM.

In addition, the team approached this from a different direction by considering the full range of risk factors which could lead to an FGM concern, or at least the need for further discussions to take place.

It was identified that whilst there are many contact points with women and girls where potential FGM risk could be identified; the concept of a discussion around safeguarding could and should remain broadly constant. The questions and risk factors considered in each discussion would not relate primarily to the *type* of care contact in which the discussion was taking place, but to the patient, whether she is an adult or child, and whether she is pregnant.

Considering this work in conjunction with reviewing the existing risk assessment frameworks, the model from Oxford LSCB had also identified that their tool primarily worked on this basis.

This tool was therefore then reviewed, cross-referencing other documents, and developed into a draft document.

Workshop review

A number of workshop review sessions and individual consultation meetings were held with stakeholders from across the professions, including acute, community and mental health settings and with both extensive and more limited experience with FGM to date.

The stakeholders involved in these consultations are credited in Annex 2.

The document was reviewed, debated and circulated for comment, and amendments made accordingly.

Pilot

Considering the limited timescales available to the FGM Prevention programme and the challenge that any outcomes from effective safeguarding will take many years to evidence, it was decided to publish guidance ahead of full piloting of the document. This guidance was originally published in March 2015 ahead of full piloting of the document in order to provide organisations and professionals with clear help in managing FGM in the context of safeguarding.

Since then the guidance has been taken up by a number of organisations and reviewed as part of the many workshops and events that have been taking place in the context of FGM prevention work. Organisations which have been “early adopters” of the FGM RIS system have also been using this guidance to determine whether a RIS indicator should be set in respect of particular children. Feedback has been used both to make minor updates during the year and also to produce this new version which has also been updated to include the mandatory reporting duty, the FGM RIS, and an editable version of the risk assessment form.

As with all guidance, organisations will need to consider an appropriate implementation schedule themselves, with options to review, adapt, initially pilot, assess outcomes, further review, and introduce to standard local protocols and policies.

Chapter 4. How to use this document

Local adaptation

The guidance includes a risk assessment framework tool which helps a professional to know the type of risk to look for, and the specific factors which are most likely to affect families with girls who are at risk of FGM.

The tool is not exhaustive, however, it may be that working within a particular community, there is a specific risk factor. For example, it is known that in certain communities FGM is closely associated with when a girl reaches a particular age. If a Trust/organisation is working in an area where detailed risk factors such as this are known, the tool should be adapted to incorporate this knowledge. However, care must be taken not to narrow the considerations to too small a field. Firstly, whilst it may be known what the population with the highest FGM prevalence and/or with the highest number of patients within an area is, it is *always* possible that patients from other communities will also present. If adapting the tool, always ensure that this does not result in a narrowing that causes other patients who may need safeguarding to be excluded.

Links with local safeguarding procedures and multi-disciplinary teams

The guidance must be reviewed and local processes updated to take into account how this can be used in conjunction with the existing local safeguarding framework. Organisations must also ensure processes take into account the mandatory reporting duty.

Frequent references are made within the guidance to the local safeguarding lead/framework. When adapted to suit a local setting, it should be considered whether these references can include specific details of the local arrangements in place.

There are also regions in England where a policy to refer a child to either an FGM service or to Children's Social Care at birth is in place. This guidance is not intended to replace or alter local processes and arrangements, but is a base-line tool which can be used in all circumstances. If a threshold has been agreed between multi-disciplinary teams or at the Local Safeguarding Children's Board (LSCB), this will remain in place. Some LSCBs or areas may decide to review this guidance and consider whether they wish to make any changes in light of this, but it is not a mandated provision.

An important element in all the risk templates in Annex 1 is the consideration of whether the patient (woman, child, pregnant woman) and/or her family are already known to social services, and whether there are any existing safeguarding arrangements in place, prior to

the identification of potential risk of FGM. In all situations, professionals should ensure they consider whether there are already wider/active safeguarding issues associated with that family being managed, and whether the social worker managing the case is aware that concerns relating to FGM have newly been identified. Any information identified must be shared.

Continuing discussions

Risk can only be considered at a particular moment in time. Healthcare professionals should take the opportunity to continue their discussions around FGM throughout the standard delivery of healthcare. If for example a health visitor or GP has been passed information from a midwife about potential risk of FGM, at the next appointment with the woman/child, the health visitor (HV)/GP should look to discuss this, and may use the appropriate part of this guidance to help structure those conversations.

Service support – interpreters

Care must be taken to ensure that an interpreter is available, as this will be required in many appointments relating to FGM.

The interpreter should be an authorised accredited interpreter and should not be a family member, not be known to the individual, and not be an individual with influence in the individual's community.

Observing the partner or family member, if either are present, during the consultation

If a woman or child is accompanied by a partner or parent/relative/guardian respectively, the health and social care professional must be vigilant and aware of the signs of coercion and control as detailed by the Crown Prosecution Service (CPS) http://www.cps.gov.uk/publications/equality/domestic_violence.html in the Serious Crime Act 2015. Identifying these characteristics will assist the professional during the risk assessment in parts 1, 2 and 3.

Training for healthcare professionals

Introducing a safeguarding process using this guidance will not replace the need to train healthcare professionals.

NHS organisations and health and social care professionals can access an FGM e-learning programme on the e-learning for healthcare website, www.e-lfh.org.uk, consisting of six sessions providing training on all aspects of FGM and standard care provision principles.

NHS organisations should consider the training need within their organisation, and implement a training plan accordingly. If adopted, the training should ensure that professionals are able to confidently use this guidance.

Information sharing processes

In April 2015, the Information Standards Board published *SCCI2026 Female Genital Mutilation Enhanced Dataset Information Standard*⁸ and supporting documentation. This standard requires all NHS organisations (including all mental health trusts and GP practices) to record information about FGM within the patient population in healthcare records and confirms the local data sharing practices which must be adopted. This data must be reported to the Health and Social Care Information Centre on a monthly basis. SCCI2016 supersedes the FGM Prevalence Dataset (ISB 1610) which had been in use since April 2014. The associated Requirements Specification contains detailed guidance on recording and sharing information (and the table below is based on that guidance although does not provide the same level of detail).⁹

Comprehensive information sharing practices must be introduced in order to develop a resulting effective and long term approach to safeguarding against FGM.

Any concerns, whether identified through using this guidance or through discussion with the patient and family, should be recorded within the patient's records by the healthcare professional who has obtained the information.

Information relating to safeguarding concerns should routinely be shared with other key professionals within the child's life. In practice this means that concerns identified should be shared with the patient's GP and her HV or school nurse (SN), depending on the age of the child who is potentially at risk of FGM.

Table 1 – guide to information sharing responsibilities

Maternity Services	
1.	All existing maternity discharge information sent to General Practitioners and Health Visitors must also include all relevant FGM information, where appropriate, when FGM or family history of FGM has been identified; prior to, during or after the birth of a baby.
2.	Upon issue of the Red Book, it is the responsibility of the midwife to populate the following section, "Are there any other particular illnesses or conditions in the mother's or father's family that you feel are important?" to reflect that FGM has been identified in the mother.
3.	As part of the pre-natal assessment appointment, every woman must be asked if they have undergone FGM. Their healthcare record must then be updated with confirmation of the question being asked and the response.
Health Visitors	
4.	It is the responsibility of the Health Visitor to update the following section within the Red Book: "Are there any other particular illnesses or conditions in the mother's or father's family that you feel are important?" when applicable to do so with new FGM information.
5.	Where a Health Visitor identifies that there is or are sisters of a girl with FGM, it is the responsibility of the Health Visitor to inform the GP.

⁸ <http://www.hscic.gov.uk/isce/publication/sccci2026>

⁹ <http://www.hscic.gov.uk/media/16781/2026122014spec/pdf/2026122014spec.pdf>

General Practitioners	
6.	It is the responsibility of the GP to update the following section within the Red Book, “Are there any other particular illnesses or conditions in the mother’s or father’s family that you feel are important?” when applicable to do so with new FGM information.
7.	On receipt at the GP Practice of the Maternity Discharge information, where FGM information has been included, the new-born baby’s healthcare record must be updated with that FGM information.
8.	On receipt at the GP Practice of the Maternity Discharge information, where FGM information has been included, the Mother’s healthcare record must be updated with the FGM information, identified prior to, during or after the birth of a baby.
9.	On receipt at the GP Practice of any clinical notes or discharge summary information where FGM has been included, then that information must be included within the young girl or woman’s healthcare record.
10.	Where FGM is identified within a General Practice, all referrals made by the GP must include the FGM information when referring the patient to services where FGM may be relevant.
11.	On receipt of a notification from a Health Visitor or School Nurse that a girl under their care has a sister or sisters that are also under the same GP’s care, then the sister/s healthcare records must be updated to include Family History of FGM.
Acute Trusts/ Mental Health Trusts	
12.	When it has been identified in an Acute or Mental Health Trust, that a young girl or woman has had FGM undertaken, information must be included within any clinical notes or discharge summary information sent to the patient’s GP. This will be in addition to any other clinical findings as part of the provision of care.
13.	When it has been identified in an Acute or Mental Health Trust, that a young girl has had FGM undertaken, in addition to the GP being informed of the FGM information in any clinical notes or discharge summary, this should also be sent to; <ul style="list-style-type: none"> • The girl’s Health Visitor if the girl is under 5. • The girl’s School Nurse if the girl is over 5.
School Nurses	
14.	Where a School Nurse identifies that there is or are sisters of a girl with FGM it is the responsibility of the school nurse to inform the GP.

Health passport – Statement opposing female genital mutilation

The Government publishes a ‘Statement Opposing Female Genital Mutilation’ leaflet, commonly referred to as the “Health Passport”. This pocket-sized document sets out the law and the potential criminal penalties that can be used against those allowing FGM to take place. It is designed to be discreetly carried in a purse, wallet or passport.

It can be used by families who have immigrated to the UK and do not want their children to be subjected to FGM, but still feel compelled by cultural and social norms when visiting family abroad. It has been supported and signed by Ministers from the Home Office, Department of Health, Ministry of Justice, Department for Education and the Director of Public Prosecutions (DPP). In Holland a similar document is used, where it has supported families and has sent a strong signal that FGM is unacceptable.

Organisations should consider routinely offering this leaflet to patients when discussing FGM. Copies can be obtained from the Department of Health orderline <https://www.orderline.dh.gov.uk> or else an online PDF version is available on the NHS Choices website.¹⁰

Care Pathway provision

All organisations should ensure that they have identified appropriate arrangements with regard to both providing care and support to patients with FGM, and to meeting the associated safeguarding requirements.

Many organisations may in particular need to consider how to support a patient under 18 who has undergone FGM. If a child or young adult (under 18 years) is discovered to have had FGM then a report to the police non-emergency number 101 should be made as per the mandatory reporting duty. A referral to social care should also be considered and she is highly likely to also require a specialist paediatric appointment to ascertain any physical or mental health needs. Part of this is likely to include identifying what type of FGM she has had and the assessment will need to be appropriate to her age.

Professional sensitivity in delivery care


Health care professionals need to be sensitive to the fact that women and families may have been under intense cultural/social pressure from within their country of origin to practise FGM.

Professionals need to consider how to discuss FGM without being judgemental and whilst being sensitive. Organisations may wish to consider using the NHS Choices video resource [*Women talking about their personal experiences of FGM*](#) or the Health Education England 'Communication Skills for FGM Consultations' e-learning session to help staff gain confidence when talking about FGM with patients.

NSPCC Helpline

Organisations should also ensure that professionals are aware of the NSPCC FGM helpline, 0800 028 3550. This helpline can support both professionals or family members concerned that a child is at risk of, or has had, FGM.

¹⁰ www.nhs.uk/Conditions/female-genital-mutilation/Pages/Introduction.aspx




Chapter 5. Future work

FGM Risk Indication System

During autumn 2015 three trusts and six GP practices began work on piloting a system that allows a clinician to record on a child's healthcare record that she is potentially at risk of FGM at some point in her childhood/lifetime (the "early adopters"). This indicator will be accessible to all healthcare professionals throughout childhood, highlighting that they need to consider the potential risk of FGM as and when they provide care, as well as whether they need to take any action in this regard. The system will be available via the NHS Summary Care Record application (SCRa).

Successful implementation will be dependent upon the clinician understanding that there is a potential risk of FGM, and on their continuing awareness and consideration of this through the early years of a girl's life. For the system to succeed, a critical factor will be the use of a tool such as the FGM Safeguarding Risk Assessment (see Annex 1). Therefore, it is recommended that organisations look to adopt this guidance which will act as preparation for this new change.

Further information will be released in due course.



Annex 1. Female Genital Mutilation (FGM) Safeguarding Risk Assessment Guidance

Introduction

The aim is to help make an initial assessment of risk, and then support the on-going assessment of women and children who come from FGM practising communities (using parts 1 to 3). For a list of communities where FGM is prevalent please see part 6.

INTRODUCTORY QUESTIONS:-

- (1) Do you, your partner or your parents come from a community where cutting or circumcision is practised? (See part 6 for map; see part 7 for local terms).
- (2) Have you been cut? It may be appropriate to use other terms or phrases.

If you answer YES to questions (1) or (2) please complete one of the risk templates.

PART ONE:- For an adult woman (18 years or over)

- (a) WOMAN WHO IS PREGNANT OR HAS RECENTLY GIVEN BIRTH – ask the introductory questions.

If the answer is YES to either question, use part 1(a) to support your discussions.

- (b) NON-PREGNANT WOMAN where you suspect FGM.
For example if a woman presents with physical symptoms or emotional behaviour that triggers a concern (e.g. frequent urinary tract infections, severe menstrual pain, infertility, symptoms of PTSD such as depression, anxiety, flashbacks or reluctance to have genital examination etc., see part 5); or if FGM is discovered through the standard delivery of healthcare (e.g. when placing a urinary catheter, carrying out a smear test etc.), ask the introduction questions.

If the answer is YES to either question, use part 1(b) to support your discussions.

PART TWO:- For a CHILD (under 18 years)

Ask the introductory questions (see above) to either the child directly or the parent or legal guardian depending upon the situation.

If the answer to either question is yes OR you suspect that the child might be at risk of FGM, use part 2 to support your discussions.

PART THREE:– For a CHILD (under 18 years)

Ask the introductory questions (see above) to either the child directly or the parent or legal guardian depending upon the situation.

If the answer to either question is yes OR you suspect that the child has had FGM (see part 5), use part 3 to support your discussions.

In all circumstances:

- The woman and family must be informed of the law in the UK and the health consequences of practising FGM.
- Ensure all discussions are approached with due sensitivity and are non-judgemental.
- Any action must meet all statutory and professional responsibilities in relation to safeguarding, the mandatory reporting duty, and meet local processes and arrangements.
- Using this guidance does not replace the need for professional judgement in relation to the circumstances presented.
- Document all actions in the woman's/child's health care records.

Guidance

The framework is designed to support healthcare professionals to identify and consider risks relating to female genital mutilation, and to support the discussion with the patient and family members.

It should be used to help assess whether the patient you are treating is either at risk of harm in relation to FGM or has had FGM, and whether your patient has children who are potentially at risk of FGM, or if there are other children in the family/close friends who might be at risk.

If when asking questions based on this guide, any answer gives you cause for concern, you should continue the discussion in this area, and consider asking other related questions to further explore this concern. Please remember either the assessment or the information obtained must be recorded within the patient's healthcare record. The templates also require that you record when and by whom it and at what point in the patient's pathway this has been completed.

Having used the guide, you will need to decide:

- Do I need to make a referral through my local safeguarding processes, and is that an urgent or standard referral?
- Do I need to seek help from my local safeguarding lead or other professional support before making my decision? Note, you may wish to consult with a colleague at a Multi-Agency Safeguarding Hub, Children's Social Services or the local Police Force for additional support.
- If I do not believe the risk has altered since my last contact with the family, or if the risk is not at the point where I need to refer to an external body, then you must ensure you record and share information about your decision accordingly.

An URGENT referral should be made, out of normal hours if necessary, if a child or young adult shows signs of very recently having undergone FGM. This may allow for the police to collect physical evidence.

An urgent referral should also be made if the healthcare professional believes that there are plans perhaps to travel abroad which present a risk that a child is imminently likely to undergo FGM if allowed to leave your care.

In urgent cases, Children's Social Services and the Police will consider what action to take. One option is to take out an FGM Protection Order (Schedule 2 of the Female Genital Mutilation Act 2003). A (family) court can order prohibitions, requirements and restrictions which could, for example, include surrendering of passports. Also, if required, an Emergency Protection Order is an order made under Section 44 of the Children Act 1989 enabling a child to be removed to a place of safety where there is evidence that the child is in "imminent danger".

In most cases the situation where a child or young adult under 18 years of age is discovered to have had FGM will be a historic case. This must be reported under the mandatory reporting duty using the non-emergency police number 101. A crime reference number should be obtained and this should normally take place the next working day. In exceptional circumstances and in consultation with your local safeguarding lead, however, the report can be made within one month of disclosure or visual confirmation of FGM.

Part One (a): PREGNANT WOMEN (OR HAS RECENTLY GIVEN BIRTH)

Date: _____ Completed by: _____
Assessment: Initial/On-going

This is to help you make a decision as to whether the unborn child (or other female children in the family) are at risk of FGM or whether the woman herself is at risk of further harm in relation to her FGM.

Indicator	Yes	No	Details
CONSIDER RISK			
Woman comes from a community known to practice FGM			
Woman has undergone FGM herself			
Husband/partner comes from a community known to practice FGM			
A female family elder is involved/will be involved in care of children/unborn child or is influential in the family			
Woman/family has limited integration in UK community			
Woman and/or husband/partner have limited/no understanding of harm of FGM or UK law			
Woman's nieces, siblings and/or in-laws have undergone FGM			
Woman has failed to attend follow-up appointment with an FGM clinic/FGM related appointment			
Woman's husband/partner/other family member are very dominant in the family and have not been present during consultations with the woman			
Woman is reluctant to undergo genital examination			

SIGNIFICANT OR IMMEDIATE RISK			
Woman already has daughters who have undergone FGM			
Woman or woman's partner/family requesting reinfibulation following childbirth			
Woman is considered to be a vulnerable adult and therefore issues of mental capacity and consent should be considered if she is found to have FGM			
Woman says that FGM is integral to cultural or religious identity			
Family are already known to social care services – if known, and you have identified FGM within a family, you must share this information with social services			

ACTION

Ask more questions – if one indicator leads to a potential area of concern, continue the discussion in this area.

Consider risk – if one or more indicators are identified, you need to consider what action to take. If unsure whether the level of risk requires referral at this point, discuss with your named/designated safeguarding lead.

Significant or Immediate risk – if you identify one or more serious or immediate risks, or the other risks are, by your judgement, sufficient to be considered serious, you should look to refer to Social Services/CAIT team/Police/MASH, in accordance with your local safeguarding procedures.

If the risk of harm is imminent, emergency measures may be required and any action taken must reflect the required urgency.

In all cases:-

- Share information of any identified risk with the patient's GP
- Document in notes
- Discuss the health complications of FGM and the law in the UK

Please remember: any child under 18 who has undergone FGM must be referred to police under the Mandatory Reporting duty using the 101 non-emergency number.

Part One (b): NON-PREGNANT ADULT WOMAN (over 18)

Date: _____ Completed by: _____

Assessment: Initial/On-going

This is to help decide whether any female children are at risk of FGM, whether there are other children in the family for whom a risk assessment may be required or whether the woman herself is at risk of further harm in relation to her FGM.

Indicator	Yes	No	Details
CONSIDER RISK			
Woman already has daughters who have undergone FGM – who are over 18 years of age			
Husband/partner comes from a community known to practice FGM			
A female family elder (maternal or paternal) is influential in family or is involved in care of children			
Woman and family have limited integration in UK community			
Woman's husband/partner/other family member may be very dominant in the family and have not been present during consultations with the woman			
Woman/family have limited/no understanding of harm of FGM or UK law			
Woman's nieces (by sibling or in-laws) have undergone FGM			
Woman has failed to attend follow-up appointment with an FGM clinic/FGM related appointment			
Family are already known to social services – if known, and you have identified FGM within a family, you must share this information with social services			

SIGNIFICANT OR IMMEDIATE RISK			
Woman/family believe FGM is integral to cultural or religious identity			
Woman already has daughters who have undergone FGM			
Woman is considered to be a vulnerable adult and therefore issues of mental capacity and consent should be triggered if she is found to have FGM			

Please remember: any child under 18 who has undergone FGM must be referred to police under the Mandatory Reporting duty using the 101 non-emergency number.

ACTION

Ask more questions – if one indicator leads to a potential area of concern, continue the discussion in this area.

Consider risk – if one or more indicators are identified, you need to consider what action to take. If unsure whether the level of risk requires referral at this point, discuss with your named/ designated safeguarding lead.

Significant or Immediate risk – if you identify one or more serious or immediate risk, or the other risks are, by your judgement, sufficient to be considered serious, you should look to refer to Social Services/CAIT team/ Police/MASH, in accordance with your local safeguarding procedures.

If the risk of harm is imminent, emergency measures may be required and any action taken must reflect the required urgency.

In all cases:–

- Share information of any identified risk with the patient's GP
- Document in notes
- Discuss the health complications of FGM and the law in the UK

Part 2: CHILD/YOUNG ADULT (under 18 years old)

This is to help when considering whether a child is AT RISK of FGM, or whether there are other children in the family for whom a risk assessment may be required

Date: _____ Completed by: _____

Assessment: Initial/On-going

Indicator	Yes	No	Details
CONSIDER RISK			
Child's mother has undergone FGM			
Other female family members have had FGM			
Father comes from a community known to practice FGM			
A female family elder is very influential within the family and is/will be involved in the care of the girl			
Mother/family have limited contact with people outside of her family			
Parents have poor access to information about FGM and do not know about the harmful effects of FGM or UK law			
Parents say that they or a relative will be taking the girl abroad for a prolonged period – this may not only be to a country with high prevalence, but this would more likely lead to a concern			
Girl has spoken about a long holiday to her country of origin/another country where the practice is prevalent			
Girl has attended a travel clinic or equivalent for vaccinations/anti-malarials			
FGM is referred to in conversation by the child, family or close friends of the child (see Appendix Three for traditional and local terms) – the context of the discussion will be important			
Sections missing from the Red book. Consider if the child has received immunisations, do they attend clinics etc.			
Girl withdrawn from PHSE lessons or from learning about FGM – School Nurse should have conversation with child			
Girls presents symptoms that could be related to FGM – continue with questions in part 3			
Family not engaging with professionals (health, school, or other)			
Any other safeguarding alert already associated with the family			

ACTION

Ask more questions – if one indicator leads to a potential area of concern, continue the discussion in this area.

Consider risk – if one or more indicators are identified, you need to consider what action to take. If unsure whether the level of risk requires referral at this point, discuss with your named/ designated safeguarding lead.

Significant or Immediate risk – if you identify one or more serious or immediate risk, or the other risks are, by your judgement, sufficient to be considered serious, you should look to refer to Social Services /CAIT team/ Police /MASH, in accordance with your local safeguarding procedures.

If the risk of harm is imminent, emergency measures may be required and any action taken must reflect the required urgency.

In all cases:-

- Share information of any identified risk with the patient's GP
- Document in notes
- Discuss the health complications of FGM and the law in the UK

Indicator	Yes	No	Details
SIGNIFICANT OR IMMEDIATE RISK			
A child or sibling asks for help			
A parent or family member expresses concern that FGM may be carried out on the child			
Girl has confided in another that she is to have a 'special procedure' or to attend a 'special occasion'. Girl has talked about going away 'to become a woman' or 'to become like my mum and sister'			
Girl has a sister or other female child relative who has already undergone FGM			
Family/child are already known to social services – if known, and you have identified FGM within a family, you must share this information with social services			

Please remember: any child under 18 who has undergone FGM must be referred to police under the Mandatory Reporting duty using the 101 non-emergency number.

ACTION

Ask more questions – if one indicator leads to a potential area of concern, continue the discussion in this area.

Consider risk – if one or more indicators are identified, you need to consider what action to take. If unsure whether the level of risk requires referral at this point, discuss with your named/ designated safeguarding lead.

Significant or Immediate risk – if you identify one or more serious or immediate risk, or the other risks are, by your judgement, sufficient to be considered serious, you should look to refer to Social Services /CAIT team/ Police /MASH, in accordance with your local safeguarding procedures.

If the risk of harm is imminent, emergency measures may be required and any action taken must reflect the required urgency.

In all cases:–

- Share information of any identified risk with the patient's GP
- Document in notes
- Discuss the health complications of FGM and the law in the UK

Part 3: CHILD/YOUNG ADULT (under 18 years old)

This is to help when considering whether a child HAS HAD FGM.

Date: _____ Completed by: _____

Assessment: Initial/On-going

Indicator	Yes	No	Details
CONSIDER RISK			
Girl is reluctant to undergo any medical examination			
Girl has difficulty walking, sitting or standing or looks uncomfortable			
Girl finds it hard to sit still for long periods of time, which was not a problem previously			
Girl presents to GP or A&E with frequent urine, menstrual or stomach problems			
Increased emotional and psychological needs e.g. withdrawal, depression, or significant change in behaviour			
Girl avoiding physical exercise or requiring to be excused from PE lessons without a GP's letter			
Girl has spoken about having been on a long holiday to her country of origin/ another country where the practice is prevalent			
Girl spends a long time in the bathroom/toilet/long periods of time away from the classroom			
Girl talks about pain or discomfort between her legs			

SIGNIFICANT OR IMMEDIATE RISK			
Girl asks for help			
Girl confides in a professional that FGM has taken place			
Mother/family member discloses that female child has had FGM			
Family/child are already known to social services – if known, and you have identified FGM within a family, you must share this information with social services			

ACTION

Ask more questions – if one indicator leads to a potential area of concern, continue the discussion in this area.

Please remember: any child under 18 who has undergone FGM must be referred to police under the Mandatory Reporting duty using the 101 non-emergency number.

If you suspect but do not know that a girl has undergone FGM based on risk factors presenting, you should look to refer to Social Services / CAIT Team / police / MASH, in accordance with your local safeguarding procedures.

In all cases:–

- Share information of any identified risk with the patient's GP
- Document in notes
- Discuss the health complications of FGM and the law in the UK

Please remember: any child under 18 who has undergone FGM must be referred to police under the Mandatory Reporting duty using the 101 non-emergency number.

Part 4: Types of Female Genital Mutilation

Female genital mutilation is classified into four major types. The WHO definitions¹¹ of the following are

- Type 1: Clitoridectomy: partial or total removal of the clitoris (a small, sensitive and erectile part of the female genitals) and, in very rare cases, only the prepuce (the fold of skin surrounding the clitoris).
- Type 2: Excision: partial or total removal of the clitoris and the labia minora, with or without excision of the labia majora (the labia are “the lips” that surround the vagina).
- Type 3: Infibulation: narrowing of the vaginal opening through the creation of a covering seal. The seal is formed by cutting and repositioning the inner, or outer, labia, with or without removal of the clitoris.
- Type 4: Other: all other harmful procedures to the female genitalia for non-medical purposes, e.g. pricking, piercing, incising, scraping and cauterizing the genital area.

¹¹ <http://www.who.int/mediacentre/factsheets/fs241/en/>

Part 5: Consequences of FGM

Many men and women in practising communities can be unaware of the relationship between FGM and its harmful health and welfare consequences as set out below, in particular the longer-term complications affecting sexual intercourse and childbirth.

1. Short-term implications for a girl's health and welfare

The short-term consequences following a girl undergoing FGM can include:

- Severe pain
- Emotional and psychological shock (exacerbated by having to reconcile being subjected to the trauma by loving parents, extended family and friends)
- Haemorrhage
- Wound infections, including tetanus and blood borne viruses (including HIV and Hepatitis B and C)
- Urinary retention
- Injury to adjacent tissues
- Fracture or dislocation as a result of restraint
- Damage to other organs
- Death.

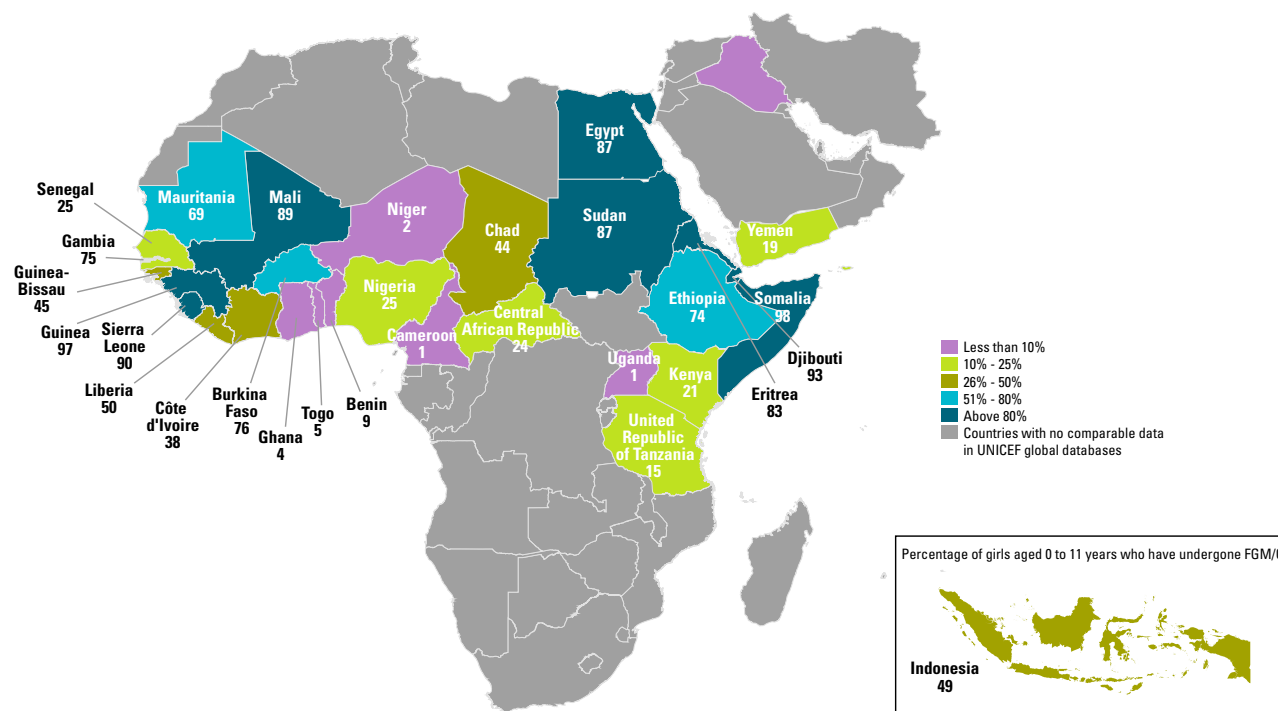
2. Long-term implications for a girl's or woman's health and welfare

The longer-term implications for women who have had FGM Types 1 and 2 are likely to be related to the trauma of the actual procedure, while health problems caused by FGM Type 3 are more severe and long-lasting. However, all types of FGM are extremely harmful and cause severe damage to health and wellbeing. World Health Organization research has shown that women who have undergone FGM of all types, but particularly Type 3, are more likely to have complications during childbirth.

The long-term health implications of FGM can include:

- Chronic vaginal and pelvic infections
- Difficulties with menstruation
- Difficulties in passing urine and chronic urine infections
- Renal impairment and possible renal failure
- Damage to the reproductive system, including infertility
- Infibulation cysts, neuromas and keloid scar formation
- Obstetric fistula
- Complications in pregnancy and delay in the second stage of childbirth
- Pain during sex and lack of pleasurable sensation
- Psychological damage, including a number of mental health and psychosexual problems such as low libido, depression, anxiety and sexual dysfunction; flashbacks during pregnancy and childbirth; substance misuse and/or self-harm
- Increased risk of HIV and other sexually transmitted infections
- Death of mother and child during childbirth.

Part 6: Countries that practice FGM



- FGM has also been documented in communities including:
- Iraq
 - Israel
 - Oman
 - the United Arab Emirates
 - the Occupied Palestinian Territories
 - India
 - Indonesia
 - Malaysia
 - Pakistan

Percentage of girls and women aged 15 to 49 years who have undergone FGM/C

Note: In Liberia, girls and women who have heard of the Sande society were asked whether they were members; this provides indirect information on FGM/C since it is performed during initiation into the society. Data for Indonesia refer to girls aged 0 to 11 years since prevalence data on FGM/C among girls and women aged 15 to 49 years is not available.

Source: UNICEF global databases, 2016, based on DHS, MICS and other nationally representative surveys, 2004-2015.
<http://data.unicef.org/child-protection/fgmc.html#sthash.ilhVu5Mr.dpuf>

NB: In February 2016 UNICEF published a report updating their information on the global prevalence of FGM including new data on Indonesia revealing that 49% of girls there have undergone FGM (and half of those procedures were carried out by a medical professional).

Part 7: Traditional and local terms for FGM

Country	Term used for FGM	Language	Meaning
EGYPT	Thara	Arabic	Deriving from the Arabic word 'tahar' meaning to clean/purify
	Khitan	Arabic	Circumcision – used for both FGM and male circumcision
	Khifad	Arabic	Deriving from the Arabic word 'khafad' meaning to lower (rarely used in everyday language)
ETHIOPIA	Megrez	Amharic	Circumcision/cutting
	Absum	Harrari	Name giving ritual
ERITREA	Mekhnishab	Tigreña	Circumcision/cutting
KENYA	Kutairi	Swahili	Circumcision – used for both FGM and male circumcision
	Kutairi was ichana	Swahili	Circumcision of girls
NIGERIA	Ibi/Ugwu	Igbo	The act of cutting – used for both FGM and male circumcision
	Sunna	Mandingo	Believed to be a religious tradition/obligation by some Muslims
SIERRA LEONE	Sunna	Soussou	Believed to be a religious tradition/obligation by some Muslims
	Bondo	Temenee/ Mandingo/Limba	Integral part of an initiation rite into adulthood
	Bondo/Sonde	Mendee	Integral part of an initiation rite into adulthood
SOMALIA	Gudiniin	Somali	Circumcision – used for both FGM and male circumcision
	Halalays	Somali	Deriving from the Arabic word 'halal' ie. 'sanctioned' – implies purity. Used by Northern & Arabic speaking Somalis.
	Qodiin	Somali	Stitching/tightening/sewing refers to infibulation
SUDAN	Khifad	Arabic	Deriving from the Arabic word 'khafad' meaning to lower (rarely used in everyday language)
	Tahoor	Arabic	Deriving from the Arabic word 'tahar' meaning to purify
CHAD – the Ngama	Bagne		Used by the Sara Madjingaye
Sara subgroup	Gadja		Adapted from 'ganza' used in the Central African Republic
GUINEA-BISSAU	Fanadu di Mindjer	Kriolu	'Circumcision of girls'
GAMBIA	Niaka	Mandinka	Literally to 'cut /weed clean'
	Kuyango	Mandinka	Meaning 'the affair' but also the name for the shed built for initiates
	Musolula Karoola	Mandinka	Meaning 'the women's side'/'that which concerns women'

Annex 2. Contributors

Existing risk assessment/screening tool reviewed:

- Oxfordshire Safeguarding Children Board FGM Screening Tool
- Imperial College Healthcare NHS Trust risk assessment documents
- Royal Free Questionnaire and Screening Doc
- FGM screening questions – North Middlesex University Hospital NHS Trust
- Wandsworth FGM risk identification leaflet
- Lambeth SCG FGM Procedures

In consultation with (and thanks to):

Cressida Zielinski; Gayle Hann; Alison Renouf; Gourita Gibbs; Janet Fyle; Gerald Chan; Hannah Costelloe; Sarah Baker; Mark Norris; Nigel Mathers, Rachel Mawby; Deborah Hodes, Neil Remsbery, Tracey Harrington, Richard Steele, Sharon Raymond, Neera Dholakia
Members of FGM NHS England (London) Steering Group, Members of FGM Prevention Working Group.



Department
of Health

© Crown copyright 2016

2905363 May 2016

Produced by Williams Lea for the Department of Health